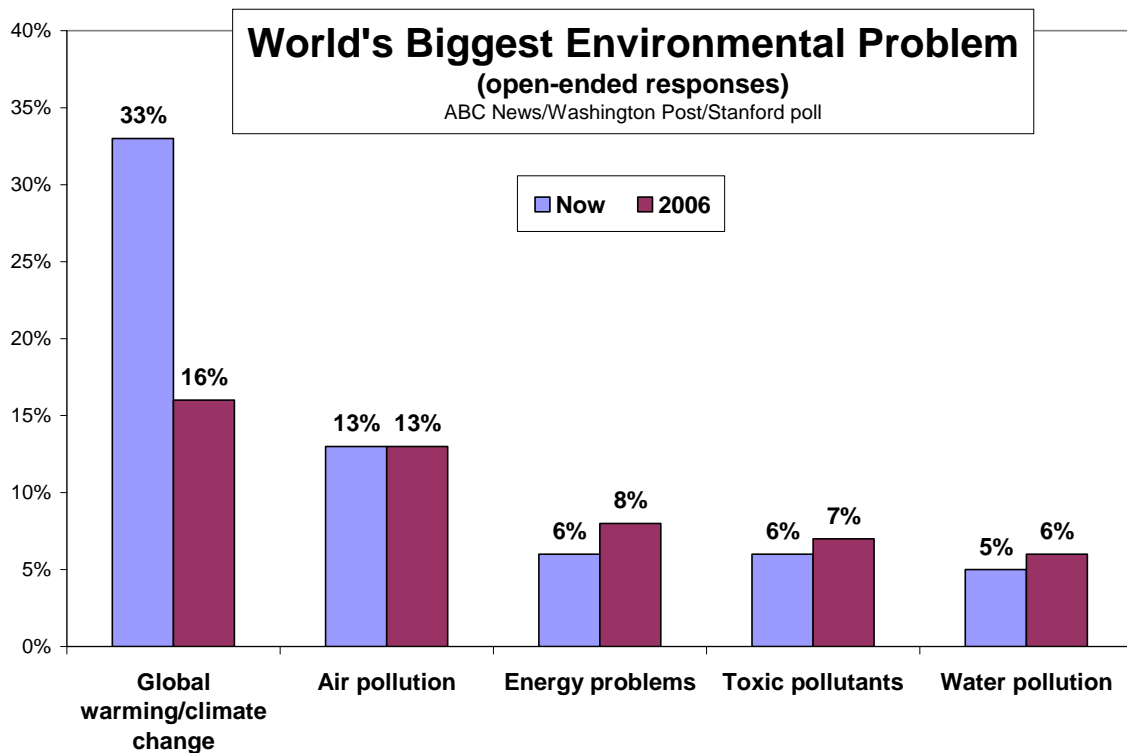


Concern Soars About Global Warming As World's Top Environmental Threat

After a year of increasing scientific alarms, public concern about global warming has risen dramatically, with the number of Americans identifying it as the world's single biggest environmental problem double what it was a year ago.

Climate change now places far ahead of any other environmental problem in the public's mind; 33 percent now cite it as the world's top environmental issue, a very high level of agreement on an open-ended question. That's soared from 16 percent a year ago.

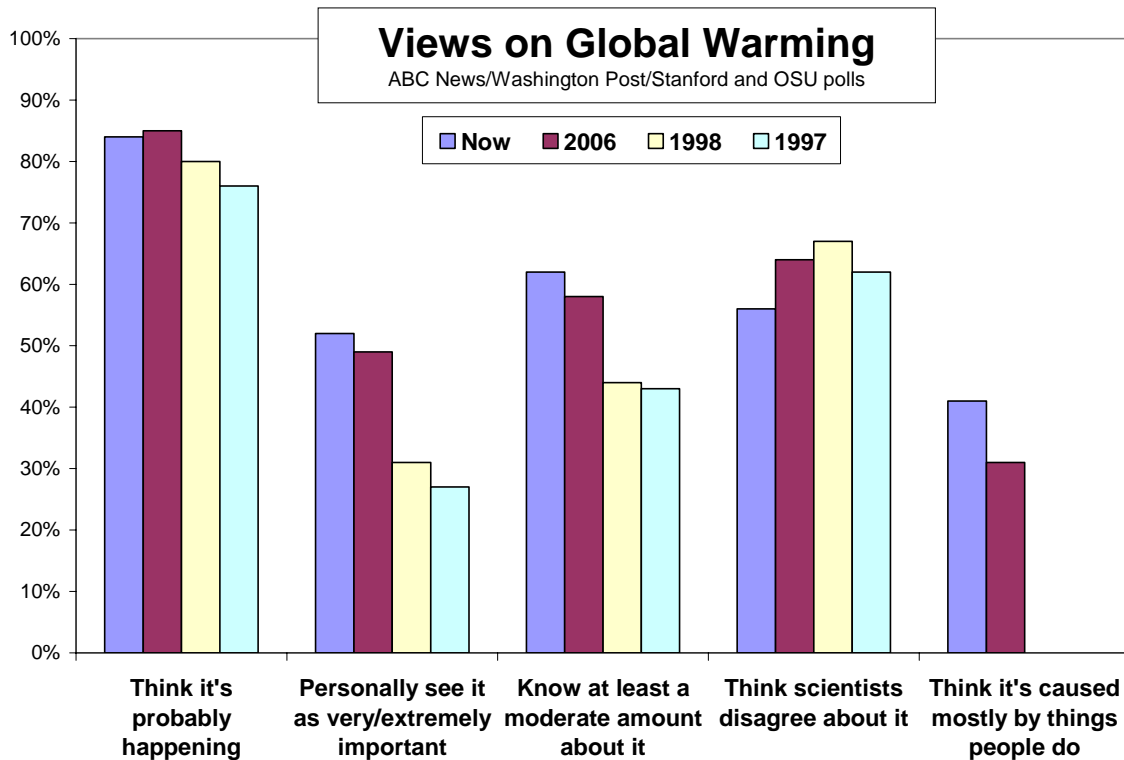
The related issue of air pollution ranks a distant second, cited by 13 percent, with all other mentions in the single digits.



This ABC News/Washington Post/Stanford University poll also finds a 10-point increase in the belief that global warming is caused mostly by human activity (to 41 percent, up from 31 percent last year); and a significant decline – the first in a decade – in the belief that many scientists disagree on whether global warming is happening.

While 56 percent of Americans still think there's substantial scientific disagreement on global warming, that's down from 64 percent last year (and similar levels in the late 1990s.)

It matters: People who think scientists agree on the issue are much more apt to see it as a very serious problem, to call it important personally, to believe it's mainly caused by human activity, to think it can be addressed and to say the government should do more (indeed, much more) about it.



For the first time, a small majority (52 percent) say global warming is important to them personally. While that's not meaningfully different from last year's 49 percent, it's nearly double the level of concern in 1997 – just 27 percent. And more than six in 10 Americans (62 percent) now feel they know a good deal about global warming – again similar to last year, but well up from its level a decade ago.

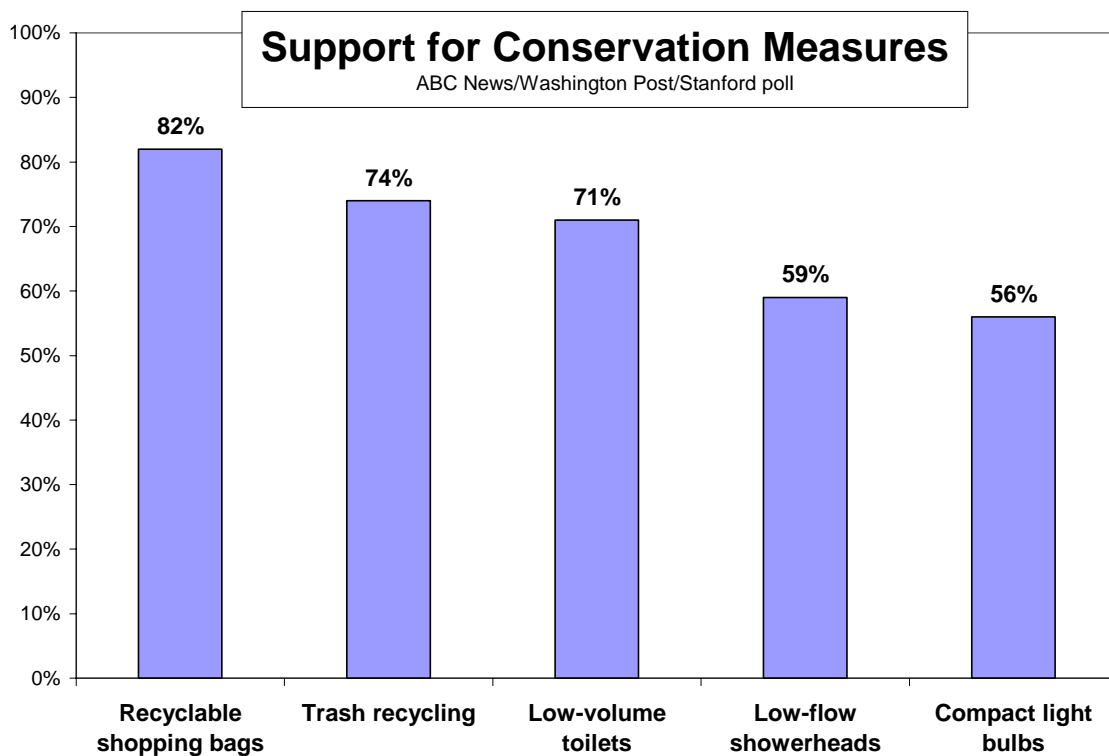
A variety of other measures of awareness and concern about global warming have held steady from last year, e.g., 84 percent believe it's occurring, 86 percent believe it'll be a serious problem if uncorrected, 63 percent think it indeed can be reduced and 70 percent say the federal government should do more to address it.

This poll supports a series of ABC News reports, "Planet Earth 2007: Seven Ways to Help Save the World," culminating in a "20/20" broadcast hosted by Diane Sawyer that airs Friday, April 20 at 10 p.m. Eastern.

SOLUTIONS – The survey finds that nearly all Americans – 94 percent – say they’re willing to make changes in their lives in order to help the environment generally; 80 percent say so even if it means some personal inconvenience. In one key area, nearly three-quarters (73 percent) say they’re already making efforts to reduce energy consumption in their homes.

But the level of commitment is markedly lower: Far fewer, 50 percent, are “very” willing to make changes to benefit the environment; 45 percent are very willing if it means personal inconvenience; and 31 percent are doing “a great deal” to reduce their energy consumption. These are sizable numbers of people, but there’s much room for growth.

Other questions produce an equivocal assessment of environmental commitment. On one hand, few people – only about one in 10 – say they base their decisions where to shop or what to buy on the basis of the store or manufacturer’s environmental policies. At the same time, majorities support local laws requiring a range of conservation measures including recycling, use of water-saving devices and use of energy-efficient light bulbs.



In terms of specific actions:

HEAT/AC: About a quarter of Americans, 26 percent, say they currently keep their home a little warmer in the summer or cooler in the winter than they’d like it to be. But vastly more – 67 percent – say they’d be willing do to that to help improve the environment.

GROCERY BAGS: There's extremely broad support for a law requiring supermarkets to use shopping bags made of paper or other recyclable material, a step pioneered (in this country) by San Francisco last month. Eighty-two percent would favor such a law in their own area.

RECYCLING: While just 20 percent say recycling currently is required by law in their area, 75 percent say they recycle some trash anyway (similar to the levels reported in polls in 1997 and 2000). And significantly, where recycling is not required now, three-quarters (74 percent) say they'd support a local law making it mandatory.

WATER: Nearly seven in 10 (69 percent) report having either a low-flow showerhead or low-volume toilet in their home. And again, majorities support requiring these. Seventy-one percent say they support requiring newly installed toilets to be the low-flow variety; fewer, but still 59 percent, support mandating low-flow showerheads. (Indeed a 1992 federal law requires manufacture of low-flow toilets and showerheads; a variety of local laws also are in place.)

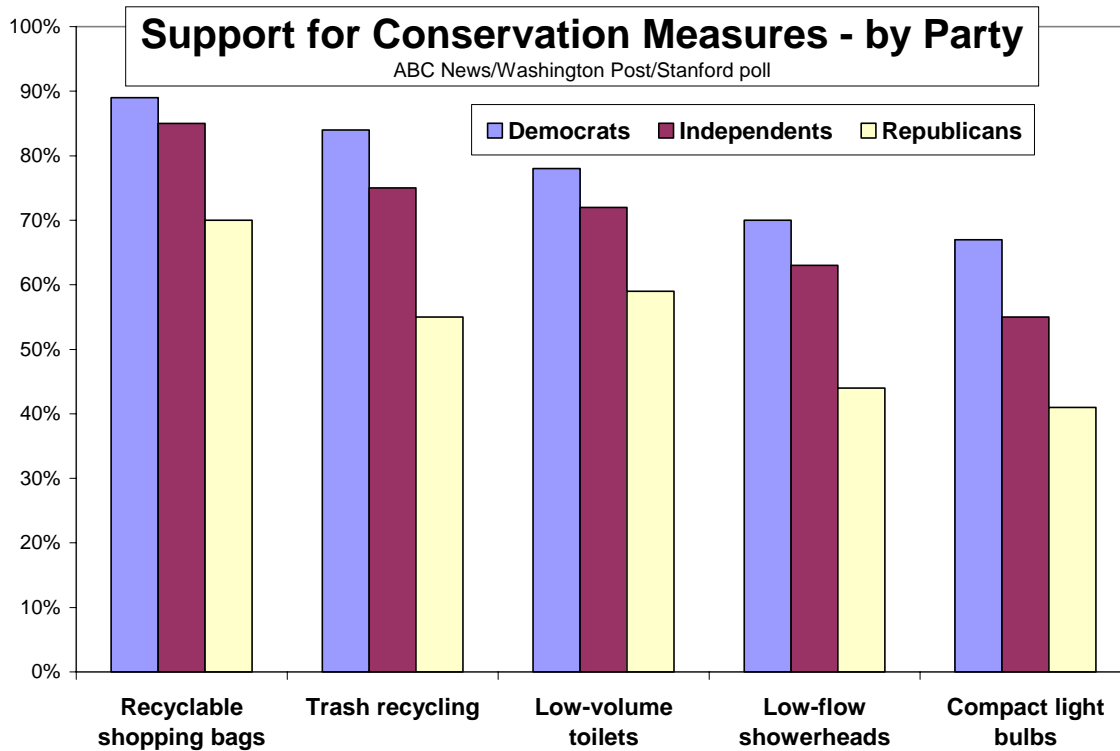
BULBS: Again a substantial majority, 70 percent, say they use at least some compact fluorescent light bulbs in their home. (These last longer and use less energy, but cost more than regular light bulbs.) Fifty-six percent support laws requiring such bulbs – much lower than support for laws requiring recyclable shopping bags or trash recycling, but still a majority.

TIRES: Among those who have a car, two-thirds (68 percent) say they or someone else has checked their tire pressure within the last month. While that's a sizable majority, it means one in three have not checked their tire pressure recently. (And some of those who do check may be just eyeballing it, rather than using a tire pressure gauge.) It makes a difference: properly inflated tires improve gas mileage.

PARTY/IDEOLOGY – In one notable demographic difference, Republicans are much less likely to be “very willing” to change their personal behavior – 36 percent, compared with 51 percent of independents and 59 percent of Democrats. Willingness to change peaks among liberals, and it's 10 points higher among women than among men.

Support for local laws also relies to some extent on political affiliation and ideology. But three measures get majority support across the spectrum – from liberals, moderates and conservatives; and Democrats, independents and Republicans alike: Mandatory recyclable shopping bags, mandatory recycling and mandatory low-flow toilets in new installations.

Support for mandatory low-flow showerheads and compact fluorescent light bulbs slips under half among conservatives, and drops to about four in 10 Republicans, but maintains majorities in other groups.



WARMING/GROUPS – There also are continued very sharp partisan and ideological differences on global warming. For example, while 47 percent of liberals and 42 percent of Democrats call it the world’s leading environment problem, far fewer Republicans (26 percent), independents (29 percent) and conservatives (19 percent) agree.

Nonetheless, this perception has increased among all groups in the last year – the number of Democrats who call global warming the top problem has gained 24 points, but it’s up by 16 points among Republicans and by 11 points among independents. (It’s up sharply among liberals and moderates, but much more slightly among conservatives.)

In another example, 54 percent of liberals and 51 percent of Democrats believe people are the main cause of global warming, while only about half as many conservatives or Republicans (29 percent and 24 percent, respectively) agree. And while 70 percent of Democrats call global warming a very serious problem for the future, just three in 10 Republicans agree.

There also are some differences by age, with adults younger than 40 more apt than their elders to think that global warming will be a very serious problem if left unchecked (65 percent vs. 52 percent), to think it actually can be addressed (70 percent vs. 58 percent) and to say the government should be doing more about it (75 percent vs. 66 percent).

Younger adults also are more likely, by a 16-point margin, to think that most scientists agree that global warming is occurring.

OTHER GW – Even with the concern about global warming, there’s relatively little willingness to use higher taxes to hold down energy consumption. Like last year, about eight in 10 Americans oppose increasing taxes on electricity so people use less of it, and two-thirds oppose raising gasoline taxes with the same aim. Sixty-two percent, however, continue to favor requiring lower greenhouse gas emissions from power plants.

Six in 10 feel they know at least a moderate amount about warming, but fewer seem fully informed. For example, while 56 percent think average temperatures around the world have been higher in the last three years than previously, that leaves a substantial number who don’t think this is so. In fact the last three years have been among the six warmest in records since the late 1880s.

Fewer than last year, 41 percent rather than 50 percent, say temperatures in their own county have been higher; 17 percent (up from nine percent) say it’s been cooler. There seems a likely reason: This poll happens to have been conducted during an unusual springtime cold snap in much of the country.

Politically, trust to deal with the issue tilts heavily to the Democrats. Americans by 59-19 percent say they trust the Democrats in Congress over George W. Bush to handle global warming, and by 53-21 percent prefer the Democrats on the environment overall.

PARKS – To the administration’s possible further dismay, the public also trusts the Democrats over Bush to handle issues involving the national parks, by 57-24 percent. That’s despite steps such as Bush’s “Centennial Initiative” to match \$1 billion in federal funding for the parks system with \$1 billion in private donations by 2016, and his designation of an island chain northwest of Hawaii as a national monument, creating the largest protected marine reserve in the world.

The public’s complaint, however, rests in perceptions of how the parks are best used. Seventy-nine percent of Americans say the government’s priority in managing national parks should be to protect natural habitats and wildlife, not to provide public access for recreational use. But most think the government has the opposite priority: Just 34 percent think it’s more focused on habitat and wildlife; 56 percent instead think it’s mainly focused on access for recreation.

	National parks management:	
	Protect habitats /wildlife	Provide access for recreation
What is the govt’s priority?	34%	56
What should be the priority?	79	13

ANWR – Finally, this survey also finds a shift to majority opposition to new drilling in the Arctic National Wildlife Refuge in Alaska, with 40 percent in favor, 56 percent opposed. That compares to an even split in 2005 and 2002 polls, but opposition was as high or higher in earlier polls, in 2001 and as far back as 1989.

METHODOLOGY – This ABC News/Washington Post/Stanford University poll was conducted by telephone April 5-10, 2007, among a random national sample of 1,002 adults. The results have a three-point error margin. Sampling, data collection and tabulation by TNS of Horsham, PA.

This survey, produced in consultation with Prof. Jon Krosnick and the Woods Institute for the Environment at Stanford University, builds on an ABC News/Time magazine/Stanford poll on global warming in 2006, and 1997 and 1998 environmental polls by Krosnick at The Ohio State University.

Analysis by Gary Langer.

ABC News polls can be found at ABCNEWS.com at <http://abcnews.com/pollvault.html>.

Media contact: Cathie Levine, (212) 456-4934.

Full results follow (*= less than 0.5 percent).

1. How would you rate the condition of the natural environment in the world today - excellent, good, fair, poor, or very poor?

	--- Excellent/Good ---				--- Poor/Very Poor ---			No
	NET	Excellent	Good	Fair	NET	Poor	Very poor	opinion
4/10/07	22	3	20	41	36	26	9	*
3/14/06	24	3	21	43	33	25	8	*

2. What in your opinion is the single biggest environmental problem the world faces at this time? 2a. (IF AIR POLLUTION OR POLLUTION UNSPECIFIED, Q2) What about (air pollution/pollution) do you have in mind?

	4/10/07	3/14/06
Global warming/greenhouse effect/climate change	33	16
Air pollution	13	13
Energy problems/dependence on fossil fuels/lack of oil	6	8
Toxic substances in environment	6	7
Water pollution	5	6
Pollution (unspecified)	4	4
Miscellaneous pollution mentions	4	3
Destruction/fragmentation/loss of habitat, rain forests, wetlands, forests, open spaces; overdevelopment; logging and mining	4	7
Waste/landfills/not enough recycling	3	9
Overpopulation/over-consumption	3	4
Oil drilling/oil tankers	1	2
Saving natural resources	1	3
Tsunami/tidal wave/earthquake/natural disasters	*	1
Acid rain	*	*
Spread of invasive non-native species	*	*
Extinction of species	0	*
None	1	2
Other	7	8
No opinion	8	7

3. How much do you trust the things that scientists say about the environment - completely, a lot, a moderate amount, a little, or not at all?

	----- Trust -----			Moderate	----- Do not trust -----			No
	NET	Completely	Lot	amount	NET	Little	Not at all	opin.
4/10/07	32	5	27	43	24	19	5	1
3/14/06	31	5	27	41	27	22	5	1

4. Would you say that weather patterns in the county where you live have been more (stable) in the last three years than before that, more (unstable), or about the same?

	More stable	More unstable	About the same	Haven't lived in area long enough to know (vol.)	No opinion
4/10/07	2	54	41	2	1
3/14/06	3	52	43	2	*

5. Would you say that average temperatures in the county where you live have been (higher) in the last three years than before that, (lower), or about the same?

	Higher	Lower	About the same	Haven't lived in area long enough to know (vol.)	No opinion
4/10/07	41	17	38	3	1
3/14/06	50	9	37	2	1

6. As far as you know, would you say that average temperatures around the world have been (higher) in the last three years than before that, (lower), or about the same?

	Higher	Lower	About the same	No opinion
4/10/07	56	9	28	7
3/14/06	56	8	33	3

7. You may have heard about the idea that the world's temperature may have been going up slowly over the past 100 years. What is your personal opinion on this - do you think this has probably been happening, or do you think it probably hasn't been happening?

	Has been happening	Hasn't been happening	No opinion
4/10/07	84	13	3
3/14/06	85	13	2
2/13/98*	80	18	2
10/5/97*	76	22	2

*Ohio State University poll

8. How sure are you that the world's temperature (has/hasn't) been going up - extremely sure, very sure, somewhat sure, or not sure at all?

7/8: "Has been happening"

	----- Sure -----			----- Less sure -----			No
	NET	Extremely	Very	NET	Somewhat	Not at all	opinion
4/10/07	49	17	32	50	40	10	1
3/14/06	45	19	26	55	44	11	*
2/13/98*	43	15	27	57	40	16	*
10/5/97*	44	14	30	56	44	12	*

*Ohio State University poll

7/8: "Has not been happening"

	----- Sure -----			----- Less sure -----			No opinion
	NET	Extremely	Very	NET	Somewhat	Not at all	
4/10/07	33	10	23	67	48	19	0
3/14/06	34	10	24	66	38	28	0
2/13/98*	30	11	18	69	39	30	1
10/5/97*	34	11	24	66	31	34	0

*Ohio State University poll

7/8 NET:

	----- Has been happening -----					--- Has not been happening ---					No op.
	NET	Ext.	Very	Somewhat	Not	NET	Ext.	Very	Somewhat	Not	
4/10/07	84	15	27	34	8	13	1	3	6	2	3
3/14/06	85	16	22	37	9	13	1	3	5	4	2
2/13/98*	80	12	22	32	13	18	2	3	7	5	1
10/5/97*	76	11	23	33	9	22	2	5	7	7	2

*Ohio State University poll

9. Do you think a rise in the world's temperatures is being caused mostly by things people do, mostly by natural causes, or about equally by things people do and by natural causes?*

	Things people do	Natural causes	About equally	No opinion
4/10/07	41	17	42	*
3/14/06	31	19	49	1

**For Q9, Q13, Q14, if respondent not sure in Q8, "Assuming it's happening" and "would be" or "could be" were asked. For Q12, if respondent not sure in Q8, "Assuming it's happening" was inserted.

10. How important is the issue of global warming to you personally - extremely important, very important, somewhat important, not too important, or not at all important?

	----- Important -----				----- Not important -----			No opin.
	NET	Extremely	Very	Smwht	NET	Not too	Not at all	
4/10/07	52	18	34	30	17	8	9	*
3/14/06	49	17	33	32	18	10	8	*
2/13/98*	31	9	21	49	20	15	5	*
10/5/97*	27	7	20	47	26	20	6	*

*Ohio State University poll

11. How much do you feel you know about global warming - a lot, a moderate amount, a little, or nothing?

	--- Lot/Moderate ---			--- Little/Nothing ---			No opinion
	NET	Lot	Moderate	NET	Little	Nothing	
4/10/07	62	11	51	37	33	4	*
3/14/06	58	11	47	42	36	6	*
2/13/98*	44	5	39	56	46	10	*
10/5/97*	43	5	38	57	51	7	0

*Ohio State University poll

12. If nothing is done to reduce global warming in the future, how serious of a problem do you think it will be - very serious, somewhat serious, not so serious or not serious at all?

	----- Serious -----			----- Not serious -----			No opinion
	NET	Very	Somewhat	NET	Not so	No at all	
4/10/07	86	57	29	13	8	4	2
3/14/06*	85	57	28	13	8	5	2

* "... will be for the world"

13. How much do you think can be done to reduce the amount of future global warming - a great deal, a good amount, just some, or hardly anything?

	----- More -----			----- Less -----				
	NET	Great deal	Good amount	NET	Just some	Hardly anything	Nothing (vol.)	No opinion
4/10/07	63	27	36	36	20	15	1	1
3/14/06	62	31	31	36	19	16	1	2

14. How much do you think can be done to reduce global warming's effects on people and the environment - a great deal, a good amount, just some, or hardly anything?

	----- More -----			----- Less -----				
	NET	Great deal	Good amount	NET	Just some	Hardly anything	Nothing (vol.)	No opinion
4/10/07	63	25	38	36	23	13	1	1
3/14/06	60	28	32	39	22	16	1	1

15. Do you think the federal government should do more than it's doing now to try to deal with global warming, should do less than it's doing now, or is it doing about the right amount? IF MORE: Should it do much more or somewhat more? IF LESS: Should it do much less or somewhat less?

	----- More -----			Right amount	----- Less -----			No opinion
	NET	Much	Somewhat	NET	Somewhat	Much		
4/10/07	70	49	20	21	7	2	5	2
3/14/06	68	46	22	25	5	2	3	1

16. Do you think most scientists agree with one another about whether or not global warming is happening, or do you think there is a lot of disagreement among scientists on this issue?

	Most agree	A lot of disagreement	No opinion
4/10/07	40	56	3
3/14/06	35	64	1
2/13/98*	30	67	3
10/5/97*	35	62	3

*Ohio State University poll

17. (IF MOST AGREE) Do you think most scientists believe that global warming is happening or is not happening?

	Is happening	Is not happening	No opinion
4/10/07	99	1	0
3/14/06	98	2	0
2/13/98*	98	2	*
10/5/97*	98	2	0

*Ohio State University poll

16/17 NET:

	----- Scientists agree -----			Scientists	No
	NET	Happening	Not happening	disagree	opinion
4/10/07	40	40	*	56	3
3/14/06	35	34	1	64	1
2/13/98*	30	29	1	67	3
10/5/97*	35	34	1	62	3

*Ohio State University poll

18. For each of the following, please tell me whether you favor or oppose it as a way for the federal government to try to reduce future global warming:

4/10/07 - Summary Table

	Favor	Oppose	No op.
a. Increase taxes on electricity so people use less of it	20	79	1
b. Increase taxes on gasoline so people either drive less, or buy cars that use less gas	32	67	1

Trend:

a. Increase taxes on electricity so people use less of it

	Favor	Oppose	No opinion
4/10/07	20	79	1
3/14/06	19	81	*

b. Increase taxes on gasoline so people either drive less, or buy cars that use less gas

	Favor	Oppose	No opinion
4/10/07	32	67	1
3/14/06	31	68	1

19. For the next items, please tell me for each one whether it's something the government should require by law, encourage with tax breaks but not require, or stay out of entirely.

4/10/07 - Summary Table

	Require	Encourage	Stay out	No op.
a. Building cars that use less gasoline	42	44	14	1
b. Building air conditioners, refrigerators and other appliances that use less electricity	36	43	19	1
c. Building new homes and offices that use less energy for heating and cooling	30	51	17	9
d. Lowering the amount of greenhouse gases that power plants are allowed to release into the air	62	26	10	3

Trend:

a. Building cars that use less gasoline

	Require	Encourage	Stay out	No opinion
4/10/07	42	44	14	1
3/14/06	45	40	15	*

b. Building air conditioners, refrigerators and other appliances that use less electricity

	Require	Encourage	Stay out	No opinion
4/10/07	36	43	19	1
3/14/06	42	41	17	1

c. Building new homes and offices that use less energy for heating and cooling

	Require	Encourage	Stay out	No opinion
4/10/07	30	51	17	9
3/14/06	33	51	15	1

d. Lowering the amount of greenhouse gases that power plants are allowed to release into the air

	Require	Encourage	Stay out	No opinion
4/10/07	62	26	10	3
3/14/06	61	26	11	2

20. Scientists use the term "global warming" to refer to the idea that the world's average temperature may be about five degrees Fahrenheit higher in 75 years than it is now. Overall, would you say that global warming would be good, bad, or neither good nor bad? IF GOOD: Would you say it would be very good or somewhat good? IF BAD: Would you say it would be very bad or somewhat bad? (IF NEITHER) Do you lean toward thinking it would be good, lean toward thinking it would be bad, or don't you lean either way?

	----- Good -----					----- Bad -----				No
	NET	Very	Smwh	Lean	Neither	NET	Lean	Smwh	Very	opinion
4/10/07	8	2	4	1	21	69	4	25	40	3
10/5/97*	16	4	8	4	22	61	5	31	25	2

*Ohio State University poll

21. Who do you trust to do a better job handling (ITEM), (George W. Bush) or (the Democrats in Congress)? How about (NEXT ITEM)?

a. The environment overall

	George W. Bush	Democrats in Congress	Both equally (vol.)	Neither (vol.)	No opinion
4/10/07	21	53	1	20	4

b. Global warming

	George W. Bush	Democrats in Congress	Both equally (vol.)	Neither (vol.)	No opinion
4/10/07	19	59	1	17	4

c. Issues involving the national parks

	George W. Bush	Democrats in Congress	Both equally (vol.)	Neither (vol.)	No opinion
4/10/07	24	57	1	12	6

22. Do you think the federal government should or should not allow oil drilling in the Arctic National Wildlife Refuge in Alaska?

Yes	No	No opinion
-----	----	------------

4/10/07	40	56	4
6/5/05	48	49	4
4/21/02	43	50	7
1/27/02	48	48	4
4/22/01	41	55	4
1/15/01	38	56	5
5/13/89*	26	60	13

*"Do you think the federal government should allow new oil drilling..."

23. Have you ever visited a national park in the United States, or not? IF YES: How often do you visit national parks: at least once a year, once every couple of years or less frequently than that?

	----- Yes -----					
	NET	Once a year	Every couple years	Less frequent than that	No	No opinion
4/10/07	77	25	18	33	22	1

24. (IF VISIT MORE THAN EVERY FEW YEARS) Overall compared to five or so years ago, do you think the country's national parks are better, worse or about the same?

	Better	Worse	About the same	No opinion
4/10/07	18	21	60	2

25. Given what you know, do you think the national parks are (well managed) overall, or (poorly managed)?

	Well managed	Poorly managed	No opinion
4/10/07	72	18	10

26. What do you think should be a higher priority in management of the country's national parks? (protecting natural habitats and wildlife), or (providing public access for recreational use)?

	Protecting natural habitats and wildlife	Providing public access for recreational use	Both (vol.)	No opinion
4/10/07	79	13	7	1

27. And regardless of your own preference, which of these do you think is currently getting a higher priority in the management of the country's national parks? (protecting natural habitats and wildlife), or (providing public access for recreational use)?

	Protecting natural habitats and wildlife	Providing public access for recreational use	Both (vol.)	No opinion
4/10/07	34	56	2	8

28. Thinking for a moment about the world's oceans, how much does (ITEM) concern you - a great deal, a good amount, just some or hardly at all? How about (NEXT ITEM)?

a. Depletion of fish stocks through overfishing

	-- Concerned --		----- Not Concerned -----					
NET	Grt dl	Good amt	NET	Just some	Hardly at all	Not at all (vol.)	Not happen- ing (vol.)	No op.

4/10/07 64 38 25 36 23 11 2 * 1

b. Pollution of the oceans

	-- Concerned --			----- Not Concerned -----					
	Grt	Good		Just	Hardly	Not at	Not happen-	No	
	NET	dl	amt	NET	some	at all	all (vol.)	ing (vol.)	op.
4/10/07	78	52	25	22	16	5	1	0	*

c. a rise in sea level due to global warming

	-- Concerned --			----- Not Concerned -----					
	Grt	Good		Just	Hardly	Not at	Not happen-	No	
	NET	dl	amt	NET	some	at all	all (vol.)	ing (vol.)	op.
4/10/07	58	35	23	40	22	15	3	*	2

29. Do you think the federal government should do (more) to regulate commercial fishing in U.S. waters, should it do (less) or should it leave the rules as they are?

	More	Less	Leave rules as they are	No opinion
4/10/07	51	3	41	5

30. On another subject, how willing are you personally to change some of the things you do in order to help improve the environment - very willing, somewhat willing, not so willing or not willing at all?

	----- Willing -----			----- Not Willing -----			Depends	No
	NET	Very	Somewhat	NET	Not so	Not at all	(vol.)	opinion
4/10/07	94	50	44	5	3	3	1	*

31. (IF WILLING) What if it means some personal inconvenience - would you be as willing to change some of the things you do, or less so?

	Still willing	Less willing	Depends (vol.)	No opinion
4/10/07	85	7	7	1

30/31 NET:

	----- Willing -----					----- Not Willing -----		No
	NET	Still	Less	Depends (vol.)	No opinion	Not willing	Depends (vol.)	op.
4/10/07	94	80	7	7	1	5	1	*

32. Knowing that it's hard to follow through on such things, how much effort have you made to reduce energy consumption in your own home - a great deal, a good amount, just some, or hardly any?

	----- Effort -----			----- No Effort -----			No
	NET	Grt deal	Good amt	NET	Just some	Hardly any	opinion
4/10/07	73	31	42	26	20	7	*

33. What about letting your home be a little warmer than you like it in the summer or a little cooler than you like it in the winter - is that something you'd be willing to do to help improve the environment, or not?

	Would be	Would NOT	Already do	No
--	----------	-----------	------------	----

	willing	be willing	that (vol.)	opinion
4/10/07	67	7	26	*

34. In your household do you currently recycle trash such as paper, plastic, glass and metal cans, or not?

	----- Recycle -----				
	Recycle some items				
	NET	Yes	but not others (vol.)	No	No opinion
4/10/07	75	70	5	25	*

35. Is household trash recycling required by law in the area where you live, or not required?

	----- Recycle -----				
	To recycle some items				
	NET	Yes	but not others (vol.)	No	No opinion
4/10/07	20	20	1	76	4

36. As far as you're aware when's the last time you or someone else checked the tire pressure on your car - was it within the last month, within the last few months, or longer ago than that?

Among car owners (95%):

	Within the	Within the	Longer ago	No
	last month	last few months	than that	opinion
4/10/07	68	24	8	*

37. As far as you know, do you happen to have a low-flow showerhead or low-volume toilet to reduce water use in your home, or not?

	----- Yes -----					
	Have	Have showerhead	Have toilet not	No		
	NET either	not toilet (vol.)	showerhead (vol.)	No	opinion	
4/10/07	69 51	10	9	22	9	

38. Do you use any compact fluorescent light bulbs in your home, or not? Those are the ones that last longer but cost more than regular light bulbs.

	Yes	No	No opinion
4/10/07	70	28	2

39. Would you support or oppose a law in your area (READ ITEM)? How about a law (NEXT ITEM)?

a. (IF ONLY RECYCLE SOME ITEMS OR NONE AT ALL) requiring household trash recycling

	Support	Oppose	No opinion
4/10/07	74	25	1

b. requiring low-flow showerheads?

	Support	Oppose	Already required (vol.)	No opinion
4/10/07	59	36	1	4

c. requiring all newly installed toilets to be low-volume toilets

	Support	Oppose	Already required (vol.)	No opinion
4/10/07	71	24	3	2

d. requiring the use of compact fluorescent light bulbs

	Support	Oppose	No opinion
4/10/07	56	41	3

e. requiring supermarkets to use shopping bags made of paper or other material that can be recycled

	Support	Oppose	No opinion
4/10/07	82	16	2

40. When you go shopping and you're deciding what to buy, do you (consider the manufacturer's environmental record), or do you (decide mainly on the basis of price and quality)?

	Consider record	Decide mainly on basis of price and quality	Neither (vol.)	Both (vol.)	No opinion
4/10/07	11	79	2	7	1

41. And when you decide where to shop, do you consider the store's environmental policies, or do you decide mainly on the basis of other factors, such as convenience, prices and brands?

	Consider record	Consider other factors	Both (vol.)	No opinion
4/10/07	8	87	5	1

END